

REPORT

SUBJECT	REVENUE & CAPITAL MONITORING 2017/18 OUTTURN STATEMENT
DIRECTORATE	Resources
MEETING	Economy & Development Select Committee
DATE	19th July 2018
DIVISIONS/ WARD AFFECTED	All Authority

1. PURPOSE

- 1.1 The purpose of this report is to provide Members with information on the revenue and capital outturn position of the Authority at the end of reporting period 3 which represents the financial outturn position for the 2017/18 financial year.
- 1.2 This report will also be considered by Select Committees as part of their responsibility to,
- assess whether effective budget monitoring is taking place,
 - monitor the extent to which budgets are spent in accordance with agreed budget and policy framework,
 - challenge the reasonableness of projected over or underspends, and
 - monitor the achievement of predicted efficiency gains or progress in relation to savings proposals.

2. RECOMMENDATIONS PROPOSED TO CABINET

- 2.1 That Members consider a net revenue outturn unspend of £653,000, an improvement of £694,000 on period 2 (month 7) outturn predictions.
- 2.2 Members consider a capital outturn spend of £46.8 million against a revised budget of £47.2 million, after proposed slippage of £11.8 million, resulting in a net underspend of £395k.
- 2.3 Considers the use of reserves proposed in para 3.7.1,
- 2.4 Supports the apportionment of general underspend in supplementing reserve levels as described in para 3.7.3 below, i.e.:
- | | |
|-------------------------------------|-------|
| Priority Investment Fund | £155k |
| Capital Receipts Generation Reserve | £50k |
| Balance Invest to Redesign Reserve | £448k |
| Total | £653k |
- 2.5 Members note that the low level of earmarked reserves will notably reduce the flexibility the Council has in meeting the challenges of scarce resources going forward.
- 2.6 Members notes the extent of movements in individual school balances placing emphasis on schools to review the extent that recovery plans can be delivered over shortened timescales, and appreciates a net use of balances of only £94k instead of the original budgeted intention of schools to draw on balances by £877k.

3. MONITORING ANALYSIS

3.1 Revenue Position

3.1.1 Revenue budget monitoring information for each directorate's directly managed budgets is provided together with information on corporate areas.

3.1.2 Responsible Financial Officer's Summary of Overall Position Period 4 : Final outturn

Table 1: Council Fund 2017/18 Outturn Forecast Summary Statement at Outturn

Service Area	Initial 2017-18 Annual Budget	Virements to budget	Outturn Annual Budget	Revised Forecast Outturn	Forecast Over/ (Under) @ Outturn	Forecast Over/ (Under) @ Month 7
	£'000			£'000	£'000	£'000
Adult Services	6,972	11	6,983	7,225	242	36
Children Services	10,018	120	10,138	11,716	1,578	1,052
Community Care	22,162	-111	22,051	21,031	-1,020	-371
Commissioning	1,600	0	1,600	1,444	-156	-93
Partnerships	350	5	355	380	25	0
Public Protection	1,455	1	1,456	1,398	-58	-7
Resources & Performance	864	-172	692	667	-25	-12
Total Social Care & Health	43,421	-146	43,275	43,861	586	605
Individual School Budget	43,166	153	43,319	43,488	169	128
Resources	1,425	-51	1,374	1,289	-85	-63
Standards	4,983	0	4,983	5,076	93	399
Total Children & Young People	49,574	102	49,676	49,853	177	464
Business Growth & Enterprise	824	427	1,251	1,258	7	311
Governance, Democracy and Support		3,973	3,973	3,898	-75	61
Planning & Housing	1,852	-374	1,478	1,532	54	55
Tourism Life & Culture	3,140	34	3,174	3,463	289	107
Total Enterprise	5,816	4,060	9,876	10,151	275	534
Governance, Engagement & Improvement	4,333	-4,333		0	0	0
Legal & Land Charges	446	0	446	423	-23	7
Operations	16,562	-2,138	14,424	15,039	615	471
Total Chief Executives Unit	21,341	-6,471	14,870	15,462	592	478
Finance	2,287	75	2,362	2,131	-231	-182
Information Communication Technology	2,421	92	2,513	2,432	-81	-130
People	1,583	-5	1,578	1,569	-9	-10

Commercial and Corporate Landlord Services	-504	1,639	1,135	1,056	-79	10
Total Resources	5,787	1,801	7,588	7,273	-400	-312
Precepts and Levies	17,075	330	17,405	17,401	-4	-4
Coroners	100	0	100	119	19	19
Gwent Joint Records	182	0	182	182	0	0
Corporate Management (CM)	181	-20	161	111	-50	-38
Non Distributed Costs (NDC)	733	0	733	712	-21	0
Strategic Initiatives	654	-204	450	132	-318	-450
Insurance	1,264	-30	1,234	1,061	-173	17
Total Corporate Costs & Levies	20,189	76	20,265	19,633	-547	-456
Net Cost of Services	146,128	-578	145,550	146,233	683	1,313
Fixed Asset disposal costs	123	-53	70	70	0	0
Interest and Investment Income	-138	116	-22	-158	-136	-12
Interest payable & Similar Charges	3,673	13	3,686	2,957	-729	-733
Charges required under regulation	3,815	292	4,107	3,990	-117	-98
Contributions to Reserves	165	-1,369	-1,204	-1,425	-221	41
Contributions from Reserves	-1,653	1,817	164	513	349	0
Capital Expenditure funded by revenue contribution		92	92	92	0	0
Appropriations	5,985	908	6,893	6,039	-854	-802
General Government Grants	-61,380	0	-61,380	-61,380	0	0
Non Domestic rates	-30,418	0	-30,418	-30,418	0	0
Council Tax	-66,450	-330	-66,780	-67,050	-270	-300
Council Tax Benefits Support	6,135	0	6,135	5,924	-211	-169
Financing	-152,113	-330	-152,443	-152,924	-481	-469
Budgeted contribution from Council Fund				0		
Net Council Fund (Surplus) / Deficit	0	0	0	-652	-652	42

3.1.3 The bottom line situation of a £652k underspend is an improvement of £694k on the reported month 7 forecast.

3.1.4 Of note, net cost of services showed an improvement of £630k against month 7 predictions. Whilst Children's Services continues to evidence a degree of volatility (£1.7million adverse), with an increase of £0.5million against the forecasted outturn costs reported at month 7, this additional volatility has been mitigated by savings elsewhere within Social Care, to end the year below the level predicted at month 7. There was a £300k improvement in the reported additional Learning Needs deficit reported by Children and Young People colleagues. The anticipated provision for insurance claim contribution has been reduced by £173k, following a full year examination of anticipated liability and last 12 months claims activity. Enterprise Directorate indicated a net £259k improvement to end the year only, predominantly the artificial effect of rural development plan work and costs being deferred, with the related reserve funding involved transferred to back to reserves for use in 2018-19 through Appropriations account. Pleasingly, despite the pressures caused by unanticipated winter maintenance and clear up cost, Operations have managed to restrict further costs to £144k adverse cost during the inclement winter months, whilst accommodating reductions in income experiencing in Grounds maintenance, streetscene and waste.

3.1.5 Whilst any overall underspend is a pleasing result for the year, and the outturn variance may seem a big amount. Putting the outturn variance in context, the outturn exhibiting less than 0.6% variation against the net cost budget before financing. That is an incredibly close correlation given the volume of budget holders involved in the process, the volatility in pressures and savings proposals experienced during the year and the need to secure compensatory savings to mitigate adverse positions highlighted earlier in the year. The use of periodic monitoring as a tool for change during the year should not be underestimated.

3.1.6 A comparison of the Net Council fund line against previous years activity indicates the following,

Net Council Fund Surplus	2017-18	2016-17	2015-16	2014-15
	£'000	£'000	£'000	£'000
Period 1	164 deficit	1,511 deficit	867 deficit	219 deficit
Period 2	62 deficit	839 deficit	1,066 deficit	116 deficit
Period 3		79 surplus	162 deficit	144 deficit
Outturn	652 surplus	884 Surplus	579 surplus	327 surplus

3.2.1 Redundancy costs

Members are commonly keen to understand the extent of an redundancy payments made during the year, as staffing remains the most significant and controllable expense to most service areas.

Directorate	Service	Redundancy Costs 2017-18
		£'000
Enterprise	Community Education	58
	Libraries	37
	Policy	21
	Development Control	5
	Community & Partnership Dev	43
	Sub Total	164
Chief Executives	Highways & Traffic	73
	Building Cleaning	5
	Sub total	78
Resources	Asset Management	3
Social Care & Health	Children's Services	1
	Adult Services	5
	Sub total	6

Children & Young People	Schools	346
	Resources	71
	Sub total	417
Total		668

3.2.2 Given the financial challenges that will continue to face the Authority for the foreseeable future, Chief Officers continue to be tasked with ensuring that services live within the budgets and savings targets set for the current financial year.

3.2.3 It isn't particularly usual for the Senior Finance Officer to proffer symptomatic considerations as part of the periodic monitoring report, but it would be sensible to highlight,

- The extent of compensatory ad hoc savings needing to be identified during the year's monitoring process and delivered in a short period before year end to mitigate an overspend situations. Unfortunately these overspend situations aren't being volunteered accurately or completely to senior leadership team, to allow it to make proactive alternate choices rather than simply accept and mitigate the consequence. These remedial savings whilst necessary can be rather speculative, particularly in relation to social care which involves colleagues negotiating effectively with third parties. They have been quite successful in such deliberations previously, but probability suggests, they won't win every case.
- Relatedly, the financial environment facing Councils over the next 4 years is very challenging. It will be increasingly difficult to find additional remedial savings through the year in addition to those required to allow a balanced budget to be established every February. This volatility risk is traditionally mitigated by a heightened accountability culture whereby service managers are reminded of the need to comply within the budget control totals established by members, and are more responsible for any variances to SLT and Cabinet and equally for Select Committees to exhibit a more focussed reflection upon the adequacy of budget monitoring being applied. Members may wish to re-enforce such accountabilities.
- An increasing feature for all Councils is how to sustain core services rather than reduce them. This does lend itself to the consideration of activities not traditional to Councils, often described as innovative, commercial or private sector influenced. Experience of such activities within MCC suggest the implementation phase is key to the success or otherwise of such initiatives. Commercial skills aren't necessarily commonplace to a local authority, such that when faced with considering such, members should increasingly test out the practicalities involved and establish a tolerance to any business case received after which officers are required to re-report to members. This is necessary as the Council has a different duty in the protection of public funds that wouldn't apply in private sector, and the private sector can more easily respond to a deficient project by dropping or amending the proposal. It isn't as easy to do that at pace in a public entity which is problematic as Councils have limited capacity to absorb the effect of deficient projects, so instead public sector will commonly look to reassess the success of the scheme against an alternate lens, most commonly the social benefit when instead the proposal was volunteered to members primarily as a financial benefit.

3.3.1 A summary of main pressures and under spends within the Net Cost of Services Directorates include,

3.3.2 Stronger Communities Select Portfolio (£1,690k net underspend)

- Chief Executives Unit (£592k overspend)

Legal division exhibited a **£23k surplus**, due to professional and specialist fee savings. **Operations exhibited** a worsening of £144k on month 7 position to end the year at a **combined £615k deficit**. The position for each of main Operations areas is as follows, Highways £39k surplus (despite the costs incurred in winter maintenance in March for which only about 15% were

reimbursed by Welsh Government), catering £29k deficit, cleaning £4k deficit, Passenger Transport £322k deficit, Transport administration £4k surplus, Waste and Streetscene £159k deficit.

- Resources Directorate (£400k underspend)

An underspend in Finance Division costs of £231k, predominantly predicted savings in housing benefit and council tax administration, holding staffing vacancies, additional grants and retendering of Security and merchant fee contracts. **IT** showed an **£81k underspend**, due to saving in Digital programme office costs, and return of reserve held previously by SRS on MCC's behalf. **People services exhibited £9k surplus**. **Landlord division** ended the year with **£79k surplus**, the effect of savings in facilities management and asset management, compensating for the net saving in procurement not delivered.

- Corporate (£547k underspend)

Following assessment of insurance provision based on last 12 months activity, a saving of £172k has been realised. A saving on redundancy and corporate pension costs budgets has resulted totalling £339k. Corporate management includes net £50k effect of duplicate payment reimbursements from suppliers and the effect of unidentified income at the end of financial year, which compensates for a net pressure to the Coroners Joint committee budget of £14k.

- Appropriations (£854k underspend)

Caused predominantly by a net £982k saving in treasury/borrowing costs from active treasury management and utilising recurrent short term borrowing as an alternative to taking out more expensive long term borrowing. Net borrowing costs are also favourably affected by any delay in the timing of expenditure, capital slippage and capital underspends where it avoids borrowing presumed. The extent of underspend is affected by the level of net unbudgeted contributions made to reserves of £128k.

- Financing (£481k underspend)

The net effect from an excess of Council tax receipts and less than anticipated Council tax benefit payments

RESOURCES DIRECTOR CONTEXT & COMMENTARY

I am delighted to see the directorate achieve an under spend position at the end of the year having struggled throughout the year to contain pressures resulting primarily from budget savings that were identified as being unachievable. These pressures have impacted significantly on the outturn position but have been offset as a result of efforts made across the directorate to contain and limit expenditure. One-off savings were achieved as a result of one-off grant and income in housing benefits and strategic property management and cemeteries. The directorate has also benefitted from vacancy savings resulting from delays in restructuring. Moving into 2018/19 the directorate did benefit from unachievable budget savings from the current year being removed. That said 2018/19 will still be a challenging year as the directorate looks to deliver its savings plans and continues to support the organisation at large with its agenda for change.

HEAD OF OPERATIONS CONTEXT & COMMENTARY

The stark bottom line in terms of financial outturn for the Operations department is an over spend of £614,000. This is 'new territory' for the department as in previous years an under spend has always been achieved to contribute to the Council's overall outturn. That being said there are various issues that have contributed to the final financial position.

In particular we suffered significant extra cost associated with snow clearing. There were two major incidents this year and whilst our operational response is rapid and effective at getting the roads open, towns working etc. it does come at a cost. Extra funding came through one-off WG grants and we generated income from other agencies that we work for but in gross terms the response cost over £400,000.

Unusually Waste and Street scene declared an over spend with trade waste income below budget and grounds external income being down. Trade waste is an ongoing battle with private providers and just now there is some aggressive pricing from some contractors; grounds relies upon a significant level of external income each year (£1m plus) and although custom improved towards the end of the year it is possible that cut backs are hitting our external customers as well with the resultant 'squeeze' upon ourselves.

There are variations to budget elsewhere within the Operations Department but the final significant overspend has occurred in Passenger Transport and particularly school transport. A significant element of the overspend occurred when a company suddenly ceased trading (announced on a Friday with immediate effect), alternative arrangements were made with other companies taking on routes and more direct provision but the inevitable impact was an increase in costs of around £1200 per day. There has also been an increase in the number of bespoke transport arrangements being put in place for ALN students. These arrangements are often individual taxi services, sometimes with escorts, with subsequent high costs. Two specific issues are mentioned above but the overall cost of passenger transport continues to rise as fuel costs increase and there are less operators in the market. A major review of passenger transport is underway in 18/19.

In conclusion this year has seen a turning point in the outturn with Operations being overspent and it suggests that the cumulative effect of budget cuts year on year is squeezing front line budgets such that the flexibility within budgets to respond to demands has disappeared and funding for the basic services is increasingly under pressure.

3.3.3 Economy & development Select Portfolio (£217k net overspend)

- Enterprise Directorate (£275k net overspend)

Business growth and enterprise incurred a net **£7k overspend**, the net effect of RDP grant funded expenditure being deferred through Appropriations Account compensating in the main for £196k adverse position incurred with Events function.

Planning & Housing (£54k overspend) – Development control exhibits a deficit of £201k through reduced development and income activity, conversely development plans area exhibits £218k surplus, which is rather artificial as the saving is largely resultant from Local development plan (LDP) costs being deferred which will instead crystallise next year (hence the reserve movement through Appropriations). Housing exhibits a £70k overspend which is the net effect of the lodging scheme pressure following removal of grant, compensated in part by savings in homelessness and careline spends.

Tourism, leisure & culture (£289k overspend) - Countryside exhibit an underspend of £11k from part vacancy. There is a £196k overspend in respect of Cultural services (after transferring Outdoor education trading deficit to their trading reserve account), of which the main pressures are Caldicot Castle (£101k), Old Station (25k), Shire Hall (£30k) and Museums (40k). This is an improvement on 2016-17 but still a significant challenge to the impending Leisure trust. Leisure services ended the year with a £34k deficit, predominantly the effect of Monmouth leisure centre closure and effect on its income level.

- Social Care & Health (£58k underspend)

Public Protection (£58k underspend) – predominantly a saving within occupational health service and net fees & charges within Public Health service.

ENTERPRISE DIRECTOR'S CONTEXT & COMMENTARY

2017/18 has been a challenging year. The outturn position for Enterprise straddles a number of budget areas given the impact of recent restructures – and this will need to be remedied in 18/19 in order to present a full and complete picture. With pressures continuing in areas of Tourism, Attractions and Culture in the main - the work in moving the services towards a sustainable and viable Alternative Delivery model steps up and structure changes and systems modifications related to this, will start to yield impact in 18/19. Other areas of Enterprise have performed well and income levels continue to meet targets reflecting well on the excellent practice and developments we see on the ground.

3.3.4 Adult Select Portfolio (net £959k underspend)

- Social Care & Health

Adult Services (£242k overspend) – pressures exhibited in Severn View staffing, and direct care budgets. The latter being affected by winter conditions and for which Welsh Government has provided additional funding in year.

Community Care (£1,020k underspend) – Significant Welsh Government unbudgeted grants received together with net savings in commissioning team costs, and underspends to the shared frailty budget.

Commissioning (£156 underspend) – predominantly saving to Commissioning staffing structure pending review, a reduction in the cost of various service contracts , and a continued savings within Drybridge Gardens service area.

Resources (£25k underspend) – reduced costs incurred in the support of management of bespoke developed Social Care application

SCH DIRECTOR'S CONTEXT & COMMENTARY

The overall outturn for 2017/18 is an overspend of £587K, which includes a £24K overspend in the Youth Offending Service to be met from its reserve, and £58K of Corporate Safeguarding costs which throughout the year we were reporting to be borne by equivalent underspends in Corporate Financing. This position reflects savings of £380K from the M7 recovery plan plus total mandated savings of £627K.

Children's Services continues to operate under extreme pressures, which is not just a local issue but typical across Wales and England. Since M7 the overspend at outturn has increased from £1.052M to £1.579M largely relating to complex placements and use of agency workforce. However, progress has been made in latter months with agency exit plans seeing a reduction in numbers, and progress made in some areas of the M7 recovery plan, but savings will not materialise until 2018/19. The costs of Corporate Safeguarding are incorporated within the Children's outturn.

Adult Services has delivered an underspend of £959K at outturn, increasing by £519K since M7, which also included mandated savings of £586K and additional savings from the M7 recovery plan of £140K. The healthy outturn position has been due to the continuation of the practice change agenda that has produced savings for a number of years, a Winter Pressures grant received in the

last month of the year, property sales and increased income from client contributions and Frailty underspend resulting from clinical vacancies.

Public Protection, given its very small budget allocation, contributed a £58K underspend to the bottom line due to the Occupational Health nurse vacancy and efforts to increase income in areas of Registrars, Licensing and Commercial activities.

3.3.5 Children & Young People Select Portfolio (net £1,755k overspend)

- Social Care & Health (£1,603k overspend)

Children's Services (net £1,578k overspend) – this can be a fairly volatile area to manage budget wise, with individual placements potentially having a significant effect. The effect of 2 cases within young people accommodation budget are flagged as main cause for £366k overspend. Similarly looked after children activity exhibits a £415k overspend against budget.

There is also £722k overspend reported in respect of Children's services team costs predominantly explained through the continued use of agency resourcing. There is a cost of £58k in relation to safeguarding position that members approved earlier in the year to be borne by overall bottom line effect for the Council. This has been resolved in 2018-19 as an addition to the budget. Supporting Children's service also incurred a £105k overspend, due to an excess of external provision costs.

Youth offending team partnership (£25k deficit) – whilst this shows as an overspend as part of the management accounting spreadsheets caused in the main by pressures on declining funding, this service is a partnership administered by the Council on behalf of itself and others and the deficit balance is transferred through Appropriations to a ring-fenced trading reserve.

- Children and Young People (net £177k overspend)

School Budget Funding exhibited a **£169k overspend** due to additional support provided by LEA in respect of wage protections and transport. There is an **underspend of £85k** within the **Resources subdivision** caused by net interim management arrangements whilst awaiting a restructure. **Standards subdivision** exhibits a **£93k overspend** position which hides some large movements, with 55k savings in management and £109k in Early years costs compensating in part for net £256k overspend in Additional Learning Needs.

SOCIAL CARE & HEALTH DIRECTOR'S CONTEXT & COMMENTARY

The overall outturn for 2017/18 is an overspend of £587K, which includes a £24K overspend in the Youth Offending Service to be met from its reserve, and £58K of Corporate Safeguarding costs which throughout the year we were reporting to be borne by equivalent underspends in Corporate Financing. This position reflects savings of £380K from the M7 recovery plan plus total mandated savings of £627K.

Children's Services continues to operate under extreme pressures, which is not just a local issue but typical across Wales and England. Since M7 the overspend at outturn has increased from £1.052M to £1.579M largely relating to complex placements and use of agency workforce. However, progress has been made in latter months with agency exit plans seeing a reduction in numbers, and progress made in some areas of the M7 recovery plan, but savings will not materialise until 2018/19. The costs of Corporate Safeguarding are incorporated within the Children's outturn.

Adult Services has delivered an underspend of £959K at outturn, increasing by £519K since M7, which also included mandated savings of £586K and additional savings from the M7 recovery plan of £140K. The healthy outturn position has been due to the continuation of the practice change agenda that has produced savings for a number of years, a Winter Pressures grant received in the last month of the year, property sales and increased income from client contributions and Frailty underspend resulting from clinical vacancies.

Public Protection, given its very small budget allocation, contributed a £58K underspend to the bottom line due to the Occupational Health nurse vacancy and efforts to increase income in areas of Registrars, Licensing and Commercial activities. The overall outturn for 2017/18 is an overspend of £587K, which includes a £24K overspend in the Youth Offending Service to be met from its reserve, and £58K of Corporate Safeguarding costs which throughout the year we were reporting to be borne by equivalent underspends in Corporate Financing. This position reflects savings of £380K from the M7 recovery plan plus total mandated savings of £627K.

Children's Services continues to operate under extreme pressures, which is not just a local issue but typical across Wales and England. Since M7 the overspend at outturn has increased from £1.052M to £1.579M largely relating to complex placements and use of agency workforce. However, progress has been made in latter months with agency exit plans seeing a reduction in numbers, and progress made in some areas of the M7 recovery plan, but savings will not materialise until 2018/19. The costs of Corporate Safeguarding are incorporated within the Children's outturn.

CHILDREN & YOUNG PEOPLE DIRECTOR'S CONTEXT & COMMENTARY

The Directorate's outturn position is an overspend of £177,000. However, £93,000 of reserves held in the Authority's maternity and sickness compensation schemes will be utilised to offset the overspend incurred in these areas in 2017-18, bringing the overspend position down to £84,000. Efficiencies have been delivered across many parts of the directorate in order to bring the budget closer to a balanced position, and a significant improvement since Month 7 has resulted. Much of the mitigation against the overspend at month 7 has been through the management of vacant posts. It will not be possible to maintain this position in the medium to longer term and it is important that the directorate is effectively staffed to meet the needs of children and young people of the county.

The Additional Learning Needs budget continues to remain under significant pressure due to the requirement to support more of our pupils with complex needs. This is a particularly challenging budget given the volatility of children arriving into the area and younger children requiring more complex packages of support. The two main elements of this budget have moved in different directions. The Out of County budget has improved its position and ended with a £36,000 underspend. The in-County budget, which provides additional support to children in the classroom, is experiencing significant pressure and the overspend, as a result, amounted to £292,000.

3.4 2017/18 Budget Savings Progress

- 3.4.1 This section monitors the specific savings initiatives and the progress made in delivering them during 2017-18 as part of the MTFP budgeting process.

In summary they are as follows,

Disinvestment by Directorate 2017-18	2017/18 Budgeted Savings	Value of Saving forecast at Month 2	Value of Saving forecast at Month 7	Value of Saving achieved at Outturn	Delayed Savings	Savings deemed Unachievable YTD
REVENUE MONITORING 2017-18	£000	£000	£000	£000	£000	£000
Children & Young People	(395)	(395)	(395)	(395)	0	0
Social Care & Health	(627)	(627)	(627)	(627)	0	0
Enterprise	(84)	(84)	(83)	(84)	0	0
Resources	(266)	(257)	(236)	(266)	0	0
Chief Executives Units	(1,224)	(955)	(991)	(935)	(53)	(235)
Corporate Costs & Levies	(118)	(118)	(98)	(98)	(20)	0
Appropriations	(1,708)	(1,708)	(1,648)	(1,648)	0	(60)
Financing	(885)	(885)	(885)	(885)	0	0
DIRECTORATE Totals	(5,308)	(5,029)	(4,964)	(4,939)	(73)	(295)

3.4.2 Mandated saving performance is running at 93% of budgeted levels, a slight reduction on levels reported in period 2(month 7), with currently £295,000 being deemed potentially unachievable, and a further £73,000 to be delayed to later years.

3.4.3 The emphasis of reporting savings has changed from previously where savings were reported when they were manifest, however the judgement is now whether saving is forecast to be achieved.

3.4.4 Consequently the savings appendix (appendix 1) also has a traffic light system to indicate whether savings are likely to be achieved or have justifiable reasons explaining delayed implementation. The following summary of savings mandates are highlighted as requiring further work to crystallise or exhibit an anticipated degree of volatility.

3.4.5 Stronger Communities Select Portfolio

Resources Directorate

- Estates restructure proposals (£30k) affecting markets and community development officer have now been enacted, such Directorate reports full extent of annual savings achieved.

Chief Executive's Office

- Contact Centre (£14k) reorganisation has been delayed and whole place saving of £100k exhibits a shortfall of £65k.
- The procurement saving (£100k) is not yet manifest across Directorates to apportion from the reduced Procurement budget.
- Reduced grass cutting and maintenance schedules (£15k) at Monmouth sports grounds haven't reverted to level of original lease agreement as yet. Rationalisation of Grounds Maintenance tree management services has been delayed resulted compromising the £24k saving.
- Trade waste income levels are reported to be down by circa £80k, with neither (£10k plus £30k) of the extra income savings yet being manifest deliverable.
- Anticipated winter maintenance savings 30k have not been achieved.

3.4.6 Economy & Development Select Portfolio

Enterprise (ENT) Directorate

- Directorate colleagues report current year savings have been delivered in full.

3.4.7 Adult Select Portfolio

Social Care & Health (SCH) Directorate

- Directorate colleagues report current year savings are anticipated to be delivered in full, however without any progress narrative supplied, the more significant have still been flagged as medium risk based on past pressures and experience, and members may wish to check progress with service officers around adult social care transformation and charges increases given the £242k reported in respect of Adult Social Care, predominantly from Direct Care cost budgets.

3.4.8 Children and Young People Select Portfolio

Children and Young People (CYP) Directorate

- Directorate colleagues report current year savings are anticipated to be delivered in full, although Members may wish to check how £150k savings in ALN and childcare voluntary organisations have been achieved, whilst ALN element of Standards subdivision exhibited £256k adverse deficit at end of year.

3.5 Capital Position

3.5.1 The summary Capital position at Outturn is as follows

MCC CAPITAL BUDGET MONITORING 2017-18 AT Outturn by SELECT COMMITTEE						
SELECT PORTFOLIO	Actual Spend at Outturn	Slippage Brought Forward	Total Approved Budget 2017/18	Capital Slippage to 2018/19	Revised Capital Budget 2017/18	Capital Expenditure Variance
	£000	£000	£000	£000	£000	£000
Children & Young People	35,541	15,302	45,129	(9,360)	35,769	(228)
Adult	2	0	2	0	2	(0)
Economic & Development	2,279	966	2,458	(98)	2,360	(81)
Strong Communities	8,954	1,100	11,414	(2,374)	9,040	(86)
Capital Schemes Total	46,775	17,368	59,003	(11,832)	47,171	(395)

Revisions to the programme in year

3.5.2 Major revisions to the capital programme within year included Cabinet approvals for The Monmouth Leisure Centre and Pool redesign (£7,405K), The Cardiff Region City Deal (£1.500k) and £350k for the Public Realm Abergavenny Town Centre scheme.

Slippage to 2018-19

3.5.3 Total Slippage at Outturn amounted to £11,832k. This mainly relates to Future Schools (£9,0369k), £650k within individual S106 schemes, Car Park refurbishments and Ticket Machine improvements (£256k), a further £252k in relation to Granville Street / Wyebridge Street car parks and £141k in respect of new Monmouth Leisure Centre and Pool re-design.

3.5.4 In comparison with period 2 (month 7), service managers collectively identified slippage levels of £6.8m, the main difference being increased slippage in relation to schools programme.

3.5.5 For the last 3 years a more detailed examination of slippage requests has been made based upon the principles established previously i.e.

- whether there has been little or no progress in previous 12 month,
- the level of expenditure incurred this year has been less than in year budget and slippage b/fwd., to consider any opportunity to realign the budget to more realistic levels or reprofile budget more accurately over multiple years,

- or where there are identified problems/barriers to progress e.g. no agreement over scheme, archaeological considerations, planning considerations not yet satisfied or where the manager hasn't clearly evidenced why this should be slippage in the request made.

3.5.6 The capital monitoring tends to be used by Members as a progress/performance tool. Examination of slippage requests suggest capital projects continue to be put into current year when there is little likelihood of being progressed. It is recommended that any report advocating to Council additional capital expenditure needs to highlight accurately which year the spend relates to so it can be profiled into the correct capital programme. Similarly with Property maintenance the slippage narratives indicate work can only proceed at certain times of the year. Where that hasn't occurred it would be sensible to reallocate the budget to an alternate priority and reintroduce in the following year out of the next year's allocation.

3.5.7 Given an upheaval in the accountabilities caused by the creation of Corporate landlord, as a one off, a more relaxed stance has been adopted in respect of slippage requests concerning Property Maintenance and County farms maintenance budgets, which would not normally constitute slippage as officers often highlight a backlog of repair, and are encouraged to decommit any repair work they can't obtain access for, to future year's repair budget expenditure replacing it with priority backlog work. Slippage was requested in respect of the unspent proportion of the Council's access for all capital scheme, it was confirmed there are no active schemes that this expenditure relates to, and so the balance has been more correctly attributed as an underspend on the years' activities.

Capital Outturn

3.5.8 Allowing for the extent of supported slippage requests, outturn capital spending was £46.8 million against a budget of £47.2 million, creating an underspend of £395k.

3.5.9 The main sources of this underspend are

Schools IT	£222k
Access for all	£44k
Solar Farm costs	£69k
Woodstock Way sc106 scheme	£12k
Misc property Service scheme underspends	£48k

3.5.10 However this is not all available for redistribution. For instance the underspends resulting from not automatically slipping sc 106 scheme balances forward will provide no net saving to the authority and will be returned to sc106 balances for refresh and possible reallocation. In financing the capital programme, a pragmatism has been adopted to translate the net effect of any underspend into unused capital receipts rather than saving on borrowing. The approach adopted acknowledges the common delays associated with realising such receipts, and is designed to mitigate the need for temporary borrowing in advance of receipts being realised. Members may recall a need to generate £32m receipts to afford their tranche A Future schools aspirations. Those levels aren't yet secured in full, this isn't a problem per se as the Council has been prioritising the use of Welsh Government funding ahead of its own.

3.6 Capital Financing and Receipts

3.6.1 Given the anticipated capital spending profile reported in para 3.4.1, the following financing mechanisms are expected to be utilised.

MCC CAPITAL FINANCING BUDGET MONITORING 2017-18 at Outturn By FINANCING CATEGORY						
CAPITAL FINANCING SCHEME	Annual Financing	Slippage Brought Forward	Total Approved Financing Budget 2017/18	Provisional Budget Slippage to 2018/19	Revised Financing Budget 2017/18	Forecast Capital Financing Variance 2017/18
	£000	£000	£000	£000	£000	£000
Supported Borrowing	2,402	0	2,402	(0)	2,402	0
General Capital Grant	1,462	0	1,462	0	1,462	0
Grants and Contributions	12,913	5,628	17,627	(4,725)	12,902	11
S106 Contributions	723	522	1,358	(650)	708	15
Unsupported borrowing	11,725	5,663	12,956	(1,231)	11,725	(0)
Earmarked reserve & Revenue Funding	226	302	452	(168)	284	(58)
Capital Receipts	17,246	5,253	22,635	(5,024)	17,611	(365)
Low cost home ownership receipts	78	0	112	(34)	78	0
Unfinanced	0	0	0	0	0	0
Capital Financing Total	46,775	17,368	59,003	(11,832)	47,171	(395)

Useable Capital Receipts Available

- 3.6.2 In the table below, the effect of the changes to the forecast capital receipts on the useable capital receipts balances available to meet future capital commitments is shown. This is also compared to the balances forecast within the 2017/21 MTFP capital budget proposals.

Movement in Available Useable Capital Receipts Forecast

TOTAL RECEIPTS	2017/18	2018/19	2019/20	2020/21
	£000	£000	£000	£000
Balance b/f 1 st April	18,931	3,411	4,424	7,304
Add:				
Receipts received in YTD	1,722			
Receipts forecast received	0	11,885	3,225	6,251
Deferred capital receipts	4	324	164	164
Less:				
Receipts to be applied	(17,246)	(11,196)	(509)	(509)
Set aside	0	0	0	0
Predicted Year end receipts balance	3,411	4,424	7,304	13,210
Financial Planning Assumption 2017/21 MTFP Capital Budget	608	0	5,156	4,861
Increase / (Decrease) compared to MTFP Capital Receipts Forecast	2,803	4,424	2,148	8,349

- 3.6.3 At Outturn, £5,024k of budgeted capital receipts are forecasted to slip therefore allowing the capital receipts already generated to finance the capital receipt budgeted expenditure on 21st Century Schools within the 2017-18 financial year.
- 3.6.4 There is still an increasingly significant risk to the Council resulting from the need to utilise capital receipts in the same year that they come into the Council. This provides no tolerance or flexibility should the receipts be delayed, which isn't uncommon, and would necessitate compensatory temporary borrowing which is more costly than utilising capital receipts and would necessitate additional revenue savings annually to afford.

3.7 Reserves

Slippage on Earmarked Reserve funded projects

3.7.1 The following table indicates the extent of budgeted reserve funding utilised by Directorates and that element of approved expenditure previously approved that they request to be deferred into 2018-19. These include,

Project	Reserve Source	Reserve funding utilised in 2017-18	Reserve funding deferred to 2018-19
		£'000	£'000
Document Management System	IT transformation	0	54
Digital Programme and Capital IT Costs	IT transformation	6	100
Accounts Payable System	IT transformation	42	5
Cash Receipting System	IT transformation	0	67
Handsets (Connected worker)	Invest to Redesign	20	29
Innovation and marketing assistance	Invest to Redesign	127	36
Inspire to Work	Invest to Redesign	17	0
Vehicle leasing	Invest to Redesign	61	0
Local Development Plan	Priority Investment	0	375
Community Infrastructure Levy Development	Priority Investment	0	30
SCH Leadership Review	Priority Investment	160	39
Future Monmouthshire	Priority Investment	130	0
Children's Service Temporary staff	Priority Investment	86	0
Legal Costs for Revocation	Priority Investment	92	88
Leisure Trust, extra Council costs	Priority Investment	0	155
Schools sickness and maternity compensation scheme	CYP sickness and maternity reserve	93	0
Rural Development Plan	Rural Development Plan Reserve	0	63
Elections Account	Election Reserve	100	0
Museums Acquisitions	Museums Acquisition Fund	1	0
Grass Routes Acquisitions	Trading Account	38	0
Youth Offending Team Partnership	Trading Account	25	0
Building Control	Trading Account	4	0
Outdoor Education Partnership	Trading Account	61	0
Redundancy Strain Costs	Redundancy & pension	298	0
Insurance Provisions and MMI costs	Insurance Reserve	37	0
Fixed asset disposal	Capital receipts generation reserve	70	72
Capital Prog costs	Capital Investment Fund	127	0
TOTAL		1,595	1,113

3.7.2 The following reserve balances reflects capital and revenue movements during 2017-18 and provide a prediction on 2018-19 year end level based on existing approval levels and slippage levels above.

Account	2016/17	2017/18			2018/19		
	C/F	Net Draw on Reserve	Replenishment of Reserve	C/F	Net Draw on Reserve	Replenishment of Reserve	C/F
Sub Total Council Fund	-7,379,864	93,561	0	-7,286,303	0	0	-7,286,303
<i>Earmarked Reserves:</i>				0			
Sub-Total Invest to Redesign	-960,943	225,488	-138,888	-874,343	399,183	-170,681	-645,841
Sub-Total IT Transformation	-727,784	47,903	-55,000	-734,881	225,913	0	-508,969
Sub-Total Insurance and Risk Management	-1,083,295	36,879	0	-1,046,416	0	0	-1,046,416
Sub-Total Capital Receipt Generation	-347,511	70,372	0	-277,139	153,415	0	-123,724
Sub Total Treasury Equalisation	-990,024	0	0	-990,024	0	0	-990,024
Sub-Total Redundancy and Pensions	-795,297	298,484	0	-496,813	163,978	0	-332,835
Sub-Total Capital Investment	-775,522	127,186	0	-648,336	17,999	0	-630,337
Sub-Total Priority Investment	-1,000,171	468,420	0	-531,751	686,751	0	155,000
Sub-Total Other Earmarked Reserves	-1,123,847	321,721	-319,111	-1,121,237	86,471	-53,000	-1,087,766
Total Earmarked Reserves	-7,804,395	1,596,452	-512,999	-6,720,942	1,733,710	-223,681	-5,210,913
Total useable revenue reserves	-15,184,260	1,690,013	-512,999	-14,007,245	1,733,710	-223,681	-12,497,216

3.7.3 Earmarked reserves remain at limited levels unlikely to provide any material capacity/headroom to meet unanticipated volatility or significantly facilitate future service re-engineering and design.

With regard to the allocation of bottom line surplus to replenish reserves, the Sc151 officer's considered advice would be:

Priority Investment Fund	£155k (to extinguish ADM deficit)
Capital Receipts Generation Reserve	£70k (Capital receipts generation reserve part funds Valuation team's cost, and a top up is necessary to accord with their indicative 2018-19 costs.)
Balance Invest to Redesign Reserve	£448k
Total	£653k

3.7.4 Despite the proposed top ups, current predicted use of the Priority investment reserve means that it will likely expire by the end of 2018-19 as a funding source. Given the forecast use of earmarked reserves, Cabinet has previously approved a policy on earmarked reserves to ensure that earmarked reserves are focused on investment in areas where they can achieve most impact hence putting the balance for redistribution into "Invest to Redesign".

Schools Reserves

3.7.6 Each of the Authority's Schools is directly governed by a Board of Governors, which is responsible for managing the school's finances. However, the Authority also holds a key responsibility for monitoring the overall financial performance of schools. The net effect of an individual school's annual surplus or deficit is shown in a ring-fence reserve for the particular school.

3.7.7 Our Fairer Funding Regulations adopted by Council and Governing Bodies have traditionally precluded governing bodies from planning for a deficit position. This was changed last year to allow licensed deficits where a recovery plan is agreed and followed. However this flexibility only extended as far as there being a collective schools reserve surplus i.e.

"There is an arrangement in place whereby schools are allowed to plan for a deficit budget funded by a collective surplus of school balances held by the authority on behalf of schools."

3.7.8 As a consequence of month 2 monitoring report, CYP colleagues prepared a Cabinet report requesting that this consideration be temporarily withdrawn i.e.

- *Members allow an exception to the breach of the Fair Funding (Scheme for Financing Schools) Regulations for the financial year 2017-18.*

On the basis that

- *The deficit projected at the beginning of the year was £608,000, at the end of month 2 this had reduced to £428,000. The collective deficit will not exceed the budget position of £608,000.*

That report went on to reassure Cabinet that,

The actions that the Local Authority have put in place are detailed below:

- *Immediate work with all schools has ensured that the month 2 report details an improvement in the school balances of £180,000.*
- *All schools with a significant deficit have met with the Chief Officer for Children and Young People and relevant Finance officers. At these meetings the schools have outlined how they are intent to recover from the deficit with timescales.*
- *All recovery plans will be monitored on a monthly basis and Headteachers and Governing Bodies are held to account to ensure all the savings will be made.*
- *Where applicable the Cabinet Members for Finance and CYP will meet with schools in the autumn term to gain reassurance and an understanding of each recovery plan.*

3.7.9 Pleasingly, the summary outturn position is £175k surplus,

Opening reserves 2017-18 (Surplus)/Deficit	In Year position at Month 7 (Surplus)/Deficit	Difference reported from month 7 to outturn (Surplus)/Deficit	Outturn Position (Surplus)/Deficit	Projected carry forward at year end 2017-18 (Surplus)/Deficit
(268,786)	823,090	(729,529)	93,561	(175,225)

3.7.10 Schools month 7 prediction was a collective use of £823k of reserves. Whilst an extraordinary Welsh Government grant of £344k in the last quarter of 2017-18 is anticipated to have had a knock on beneficial effect to their reserves, schools outperformed their intentions, such that they only collectively used £94k of their reserves, which suggests quality of forecasting could be improved.

3.7.11 Appendix 2 indicates the forecast position for each school, together with an explanation of variance provided by CYP colleagues.

3.7.12 Interpreting that, 12 schools started the year in deficit, 3 schools came out of deficit and a differing 3 went into deficit. So at the end of the year 12 schools remain in deficit, and in tracking the movement of just the 15 schools involved, the collective net deficit position for those involved went up by £188k. The situation is particularly influenced by secondary schools, with Chepstow Comprehensive School significantly outperforming its recovery plan to end the year at £158k surplus, but for King Henry, Caldicot and Monmouth to end the year at £162k, £101k and £424k deficit respectively.

3.7.13 Collectively school balances at the beginning of the financial year amounted to £269,000 surplus, given the year end position the following pattern is apparent.

Financial Year-end	Net level of School Balances
2011-12	(965)
2012-13	(1,240)
2013-14	(988)
2014-15	(1,140)
2015-16	(1,156)
2016-17	(269)
2017-18	(175)

3.7.14 Whilst extraordinary funding from WG and beneficial revisions to budgeted draw on reserves will sustain the reserve situation for longer than currently predicted, it remains unlikely that the collective level of reserves will sustain the traditional annual draw by schools on reserves in recent years, which will add additional focus by schools to address the need to remain within budget going forward rather than passporting the consequences to their reserves, given that collective flexibility is now pretty much exhausted.

4 REASONS

4.1 To improve budget monitoring and forecasting information being provided to Senior Officers and Members.

5 RESOURCE IMPLICATIONS

5.1 As contained in the report.

6 EQUALITY AND SUSTAINABLE DEVELOPMENT IMPLICATIONS

6.1 The decisions highlighted in this report have no equality and sustainability implications.

7 CONSULTEES

Strategic Leadership Team
All Cabinet Members
All Select Committee Chairs
Head of Legal Services

8 BACKGROUND PAPERS

Outturn Monitoring Reports (Period 4), as per the hyperlink provided

<http://corphub/initiatives/Budgetmon/20172018/Forms/Q4.aspx>

9 AUTHOR

Mark Howcroft – Assistant Head of Finance

Dave Jarrett – Senior Accountant Business Support

10 CONTACT DETAILS

Tel. 01633 644740

e-mail. markhowcroft@monmouthshire.gov.uk









Appendices (attached below)














Appendix 1 Mandated Savings Progress Report












Appendix 2 School Reserves

Appendix 1 – Savings Matrix






Disinvestment by Directorate 2017-18	2017/18 Budgeted Savings	Value of Saving forecast at Month 2	Value of Saving forecast at Month 7	Value of Saving achieved at Outturn	Delayed Savings	Savings deemed Unachievable YTD	Traffic Light based Risk Assessment
REVENUE MONITORING 2017-18	£000	£000	£000	£000	£000	£000	£000
Children & Young People	(395)	(395)	(395)	(395)	0	0	
Social Care & Health	(627)	(627)	(627)	(627)	0	0	
Enterprise	(84)	(84)	(83)	(84)	0	0	
Resources	(266)	(257)	(236)	(266)	0	0	
Chief Executives Units	(1,224)	(955)	(991)	(935)	(53)	(235)	
Corporate Costs & Levies	(118)	(118)	(98)	(98)	(20)	0	
Appropriations	(1,708)	(1,708)	(1,648)	(1,648)	0	(60)	
Financing	(885)	(885)	(885)	(885)	0	0	
DIRECTORATE Totals	(5,308)	(5,029)	(4,964)	(4,939)	(73)	(295)	











Ref	Children & Young People	2017/18 Budgeted Savings	Value of Saving forecast at Month 2	Value of Saving forecast at Month 7	Value of Saving achieved at Outturn	Delayed Savings	Savings deemed Unachievable	Traffic Light based Risk Assessment
		£000	£000	£000	£000	£000	£000	£000
B20	ALN	(150)	(150)	(150)	(150)			
	Resources - Removal of training budget	(8)	(8)	(8)	(8)			
	Resources - Loss of 3 posts within support services	(70)	(70)	(70)	(70)			
	Resources - Removal of professional fees for the directorate	(8)	(8)	(8)	(8)			
	Early Years - To remove the funding provided to childcare voluntary organisations - Wales PPA, Mudiad Meithrin & Clybiau Plant Cymru Kids' Club.	(15)	(15)	(15)	(15)			
	ALN - Reduce the Independent Special School Budget	(50)	(50)	(50)	(50)			
	Other - Reduction in pupil numbers	(81)	(81)	(81)	(81)			
	Other - Reduction in contribution required by EAS	(14)	(14)	(14)	(14)			
	CHILDREN & YOUNG PEOPLE Budgeted Savings Total	(395)	(395)	(395)	(395)	0	0	











Ref	Social Care & Health	2017/18 Budgeted Savings	Value of Saving forecast at Month 2	Value of Saving forecast at Month 7	Value of Saving achieved at Outturn	Delayed Savings	Savings deemed Unachievable	Traffic Light based Risk Assessment
		£000	£000	£000	£000	£000	£000	£000
34	Adult Social Care Service Transformation	(200)	(200)	(200)	(200)			
	Adults - Parity on pricing structure between day service and community meals	(25)	(25)	(25)	(25)			
	Adults - Development of café at Mardy park and establish private and business partnerships to develop catering services	(2)	(2)	(2)	(2)			
	Adults - Hire of Mardy Park outside or core hours	(1)	(1)	(1)	(1)			
	Adults - Restructure finance and benefits advice team to replace 2 posts on lower grades	(16)	(16)	(16)	(16)			
	Adults - Reduce IT Development budget	(10)	(10)	(10)	(10)			
	Adults - alignment of welfare benefits information, advice and assistance services	(13)	(13)	(13)	(13)			
	Adults - Detailed Contract Review	(56)	(56)	(56)	(56)			
	Adults - Terminate room rental in Abergavenny	(4)	(4)	(4)	(4)			
	Adults - Changing transport practice. two types of transport savings:- mileage incurred by staff to transport service users, and cost of providing transport	(27)	(27)	(27)	(27)			
	Adults - Review of transport policy to support people who can transport themselves	(32)	(32)	(32)	(32)			
	Adults - explore live in carer rather than hourly cost via care agency	(47)	(47)	(47)	(47)			
	Adults - income generation from MDMY	(3)	(3)	(3)	(3)			
	Public Protection - training provided during core time rather than over time	(7)	(7)	(7)	(7)			









Disinvestment by Directorate 2017-18	2017/18 Budgeted Savings	Value of Saving forecast at Month 2	Value of Saving forecast at Month 7	Value of Saving achieved at Outturn	Delayed Savings	Savings deemed Unachievable YTD	Traffic Light based Risk Assessment
	£000	£000	£000	£000	£000	£000	£000
Public Protection - FSA Grant for food safety management work	(7)	(7)	(7)	(7)			
Public Protection - Start charging for health export certificates	(3)	(3)	(3)	(3)			
Public Protection - food standards sampling grant	(1)	(1)	(1)	(1)			
Public Protection - Implement "buy with confidence" trader approval scheme	(3)	(3)	(3)	(3)			
Public Protection - Regional Animal Health Coordination	(3)	(3)	(3)	(3)			
Public Protection - WHoTS Coordination - recharge	(3)	(3)	(3)	(3)			
Public Protection - Set up Primary Authority Partnership scheme for TS proactive work	(2)	(2)	(2)	(2)			
Public Protection - Restructure of licensing team	(6)	(6)	(6)	(6)			
Public Protection - Increase charge for marriages at Old Parlour Usk	(1)	(1)	(1)	(1)			
Public Protection - Increase cost of certificates of "priority certificates"	(6)	(6)	(6)	(6)			
Social Services income charge rise	(150)	(150)	(150)	(150)			
SOCIAL CARE & HEALTH Budgeted Savings Total	(627)	(627)	(627)	(627)	0	0	













Ref	Enterprise	2017/18 Budgeted Savings	Value of Saving forecast at Month 2	Value of Saving forecast at Month 7	Value of Saving achieved at Outturn	Delayed Savings	Savings deemed Unachievable	Traffic Light based Risk Assessment
		£000	£000	£000	£000	£000	£000	£000
	Development Plans - Reduce 'Premises' budget line	(2)	(2)	(2)	(2)			
	Development Plans - End membership of Severn I	(3)	(3)	(3)	(3)			
	Development Plans - Reduce 'Photocopying' budget	(2)	(2)	(2)	(2)			
	Development Plans - Reduce 'Postage' budget line	(1)	(1)	(1)	(1)			
	Development Plans - Reduce 'Advertising' budget	(1)	(1)	(1)	(1)			
	Development Plans - Reduce 'Professional Fees' b	(8)	(8)	(8)	(8)			
	Development Management - Additional fee income from pre-application advice fee charges	(5)	(5)	(5)	(5)			
	Development Management - Move towards paperless planning files and consultations; reduction in copying and printing and postage	(5)	(5)	(5)	(5)			
	Development Management - Additional fee income from i) a new Fast Track pre-application advice service and ii) a new Fast Track applications service for householder	(2)	(2)	(2)	(2)			
	Development Management - Fee income from a new Completion certificates service for developers or solicitors/ householders buying and selling their home	(2)	(2)	(2)	(2)			
	Development Management - Reduce Professional & Specialist Fees budget (D080)	(9)	(9)	(9)	(9)			

Disinvestment by Directorate 2017-18		2017/18 Budgeted Savings	Value of Saving forecast at Month 2	Value of Saving forecast at Month 7	Value of Saving achieved at Outturn	Delayed Savings	Savings deemed Unachievable YTD	Traffic Light based Risk Assessment
REVENUE MONITORING 2017-18		£000	£000	£000	£000	£000	£000	£000
	Building Control - Reduce supplies and services budget (£33k) by £2,638	(3)	(3)	(3)	(3)			
	Housing - Decision already made to end the joint/shared Housing Solutions Service with TCBC and re-align the service to an MCC only focus.	(20)	(20)	(20)	(20)			
	Housing - Replace Flare grants software with Ferret software	(6)	(6)	(6)	(6)			
	Housing - Continue to tackle the use of B & B through increased prevention and private sector housing development	(8)	(8)	(8)	(8)			
	Housing - Re-structure of Housing Renewal team	(6)	(6)	(6)	(6)			
ENTERPRISE Budgeted Savings Total		(84)	(84)	(83)	(84)	0	0	

Ref	Chief Executive's Unit	2017/18 Budgeted Savings	Value of Saving forecast at Month 2	Value of Saving forecast at Month 7	Value of Saving achieved at Outturn	Delayed Savings	Savings deemed Unachievable	Traffic Light based Risk Assessment
		£000	£000	£000	£000	£000	£000	£000
	Garden waste income	(50)	(50)	(50)	(50)			
	Communities, Hubs, Libraries - Re-structure of management level of Community hubs and SLS	(52)	(52)	(52)	(52)			
	Communities, Hubs, Libraries - Cease the purchase and rental of DVD's	(4)	(4)	(4)	(4)			
	Communities, Hubs, Libraries - Amalgamation of SLS supporting posts from 2 into 1	(34)	(34)	(34)	(34)			
	Contact Centres - Reduction of staff (Information Officer) by half a post	(14)	0	0	0	(14)		
	Legal - Colleague reducing days	(31)	(31)	(31)	(31)			
	Policy - Reduce capacity of team by deleting some posts and replacing them with posts with reduced responsibilities and working hours	(13)	(13)	(13)	(13)			
	Community Safety - Reduce the purchase and maintenance capability for CCTV equipment and repairs to existing system.	(2)	(2)	(2)	(2)			
	Partnerships - £5,900 non staff costs can be made through removal of professional fees and licenses	(6)	(6)	(6)	(6)			
	Communications - Reducing the budget for a post to a budget of £8,841 (this post is currently being filled by contractors on a day rate of £250 per day).	(18)	(18)	(18)	(18)			

Disinvestment by Directorate 2017-18		2017/18 Budgeted Savings	Value of Saving forecast at Month 2	Value of Saving forecast at Month 7	Value of Saving achieved at Outturn	Delayed Savings	Savings deemed Unachievable YTD	Traffic Light based Risk Assessment
REVENUE MONITORING 2017-18		£000	£000	£000	£000	£000	£000	£000
Fleet - To withdraw from renting Severn Bridge Social Club car park, Bulwark.	(9)	(9)	(9)	(9)				
Fleet - To decrease general contracts maintenance budget	(5)	(5)	(5)	(5)				
Fleet - Proactively market the scheme with a view to increase numbers.	(7)	(7)	(7)	(7)				
Fleet - Restructure/redesign within the Transport Section (posts)	(9)	(9)	(9)	(9)				
Fleet - Savings on spare parts	(12)	(12)	(12)	(12)				
Fleet - Savings on consumables & outside contract work	(21)	(21)	(21)	(21)				
Waste - Charge schools for the full cost of their waste collections and disposal	(30)	0	0	0			(30)	
Waste - Reduce scheduled cuts and maintenance of Monmouth sports grounds to level of original lease agreement	(15)	0	0	0	(15)			
Waste - Project Gwyrdd annuity payment from WG for 17-18	(70)	(70)	(70)	(70)				
Waste - Increase bulky waste collection charges by 50% (£12 to £18) and reduce our contribution to Homemakers accordingly	(10)	(10)	(10)	(10)				

Chief Executive's Unit	2017/18 Budgeted Savings	Value of Saving forecast at Month 2	Value of Saving forecast at Month 7	Value of Saving achieved at Outturn	Delayed Savings	Savings deemed Unachievable	Traffic Light based Risk Assessment
	£000	£000	£000	£000	£000	£000	£000
Waste - Additional income from trade waste	(10)	0	0	0		(10)	
Waste - Managing impact of reduced activity/ income on tree works	(24)	(24)	(24)	0	(24)		
Highways - reduction in maintenance budget to reflect impact of investment in new (led) lanterns	(8)	(8)	(8)	(8)			
Highways - reduce pumping station maintenance budget	(2)	(2)	(2)	(2)			
Highways - rsl veb1000 recycling plant : in place and operational saving	(14)	(14)	(14)	(14)			
Highways - welfare units : in place and operational saving	(10)	(10)	(10)	(10)			
Highways - overtime back office : adjust start and finish times	(2)	(2)	(2)	(2)			
Highways - sim cards : review and reduce where not required	(2)	(2)	(2)	(2)			

Disinvestment by Directorate 2017-18	2017/18 Budgeted Savings	Value of Saving forecast at Month 2	Value of Saving forecast at Month 7	Value of Saving achieved at Outturn	Delayed Savings	Savings deemed Unachievable YTD	Traffic Light based Risk Assessment
	£000	£000	£000	£000	£000	£000	£000
REVENUE MONITORING 2017-18							
Highways - review all wales tenders : subject to 2nd layer of reducing cost	(2)	(2)	(2)	(2)			
Highways - cross hire within ops : use in house kit before hire	(1)	(1)	(1)	(1)			
Highways - external hire	(2)	(2)	(2)	(2)			
Highways - fill structure : release additional hours being worked	(3)	(3)	(3)	(3)			
Highways - reduce the amount of scrim investigations undertaken each year.	(3)	(3)	(3)	(3)			
Highways - reduce the amount of revenue structures maintenance undertaken each year.	(41)	(41)	(41)	(41)			
Highways - to increase road closure charges by 50% and recover costs against appropriate capital scheme	(20)	(20)	(20)	(20)			
Highways - to increase skips, scaffolding licences and street name & numbering fee by 50% in 2016/ 2017	(10)	(10)	(10)	(10)			
Highways - to extend charges to other services (to be identified by working group)	(7)	(7)	(7)	(7)			
Property Services - Train existing staff to carry out risk assessments	(25)	(25)	(25)	(25)			
Property Services - To withdraw the 60% of the Corporate Procurement Training budget.	(6)	(6)	(6)	(6)			
Property Services - Non replacement of Shared Facilities Manager, following resignation. (£11,500 saving)	(7)	(7)	(7)	(7)			

Disinvestment by Directorate 2017-18

REVENUE MONITORING 2017-18

2017/18
Budgeted
Savings

£000

Value of
Saving
forecast at
Month 2

£000

Value of
Saving
forecast at
Month 7

£000

Value of
Saving
achieved at
Outturn

£000

Delayed
Savings














£000












Savings deemed
Unachievable
YTD








£000



Traffic Light based Risk
Assessment




£000



Property Services - Mouton House Restructure	(19)	(19)	(19)	(19)			
Property Services - Increase School meal price from £2.00 to £2.10 (5p already in MTFP)	(21)	(21)	(21)	(21)			
Property Services - flexible retirement, reduced 5 days to 3	(11)	(11)	(11)	(11)			
Property Services - Vehicles – reduction in leasing costs for courier vehicles	(2)	(2)	(2)	(2)			
Property Services - Press Notices – cease advertising Bank Holiday office closures in the Press	(3)	(3)	(3)	(3)			
Property Services - Refreshment provision – cease providing refreshment supplies	(1)	(1)	(1)	(1)			
Property Services - Increase the time between risk assessments for Legionella, Asbestos, Fire & Glazing from the current 2/3 years to minimum of 5 years	(10)	(10)	(10)	(10)			
Property Services - 10% reduction in corporate building maintenance reactive budget	(54)	(54)	(54)	(54)			
Property Services - Realignment of budget for previous efficiencies achieved	(15)	(15)	(15)	(15)			
Recycling Plant	(70)	(70)	(70)	(70)			
Whole Place	(100)	0	(35)	(35)	0	(65)	
Pension Contribution Savings	(160)	(160)	(160)	(160)			
Procurement Savings	(100)	0	0	0		(100)	
CHIEF EXECUTIVES' UNIT Budgeted Savings Total	(1,224)	(955)	(991)	(935)	(53)	(235)	

Ref	Resources	2017/18 Budgeted Savings	Value of Saving forecast at Month 2	Value of Saving forecast at Month 7	Value of Saving achieved at Outturn	Delayed Savings	Savings deemed Unachievable	Traffic Light based Risk Assessment
		£000	£000	£000	£000	£000	£000	£000
	Finance - Delete two part time vacant posts from structure (Cashiers & Systems)	(31)	(31)	(31)	(31)			
	Finance - Revise and reduce the structure of the Benefits Shared service thereby reducing MCC's annual contribution	(20)	(20)	(20)	(20)			
	Finance - Reduce the Sections budget for postage costs to reflect the planned shift to automation, email and self service through the web	(6)	(6)	(6)	(6)			
	Finance - Release savings from Security Carrier tender evaluation	(10)	(10)	(10)	(10)			
	Finance - Cancel contract for folding machine maintenance to reflect reduced mail in 5.3 and planned moved to outsourcing of mail to Canon	(4)	(4)	(4)	(4)			
	Finance - Savings in insurance fees and studies	(30)	(30)	(30)	(30)			
	Finance - Cut the budget for consultancy across the Division	(22)	(22)	(22)	(22)			
	Finance - Reduce the number of cases referred to external Enforcement Agents	(5)	(5)	(5)	(5)			
	Finance - Training budget internal audit	(7)	(7)	(7)	(7)			
	Digital - Reduction in Enterprise Agreement	(13)	(13)	(13)	(13)			
	Digital - General reduction in laptop replacement budget	(30)	(30)	(30)	(30)			

Disinvestment by Directorate 2017-18		2017/18 Budgeted Savings	Value of Saving forecast at Month 2	Value of Saving forecast at Month 7	Value of Saving achieved at Outturn	Delayed Savings	Savings deemed Unachievable YTD	Traffic Light based Risk Assessment
REVENUE MONITORING 2017-18		£000	£000	£000	£000	£000	£000	£000
Digital - Specific Server virtual management software no longer required, using existing software to remove cost	(23)	(23)	(23)	(23)				
Estates - Removal of Assistant Markets Officer Post	(23)	(18)		(23)	0			
Estates - Community Development Officer - 3 to 2 days	(7)	(3.5)		(7)	0.0			
Estates - Facilities Officer reduced hours	(16)	(16)	(16)	(16)				
Estates - Savings from Solar Farm	(9)	(9)	(9)	(9)				
People, HR - Generate income from selling training	(5)	(5)	(5)	(5)				
People, HR - Stop producing paper payslips for schools and move to electronic payslips	(5)	(5)	(5)	(5)				
RESOURCES Budgeted Savings Total	(266)	(257)	(236)	(266)	0	0		

Ref	Corporate Costs & Levies	2017/18 Budgeted Savings	Value of Saving forecast at Month 2	Value of Saving forecast at Month 7	Value of Saving achieved at Outturn	Delayed Savings	Savings deemed Unachievable	Traffic Light based Risk Assessment
		£000	£000	£000	£000	£000	£000	£000
	Crematoria Income	(98)	(98)	(98)	(98)			
	Grant Audit Fees	(20)	(20)	0	0	(20)		
	CORPORATE COSTS Budgeted Savings Total	(118)	(118)	(98)	(98)	(20)	0	

Ref	Appropriations	2017/18 Budgeted Savings	Value of Saving forecast at Month 2	Value of Saving forecast at Month 7	Value of Saving achieved at Outturn	Delayed Savings	Savings deemed Unachievable	Traffic Light based Risk Assessment
		£000	£000	£000	£000	£000	£000	£000
	MRP Supported borrowing	(1,536)	(1,536)	(1,536)	(1,536)			
	Headroom in appropriations	(12)	(12)	(12)	(12)			
	Solar Farm income	(160)	(160)	(100)	(100)		(60)	
	APPROPRIATIONS Budgeted Savings Total	(1,708)	(1,708)	(1,648)	(1,648)	0	(60)	

Ref	Financing	2017/18 Budgeted Savings	Value of Saving forecast at Month 2	Value of Saving forecast at Month 7	Value of Saving achieved at Outturn	Delayed Savings	Savings deemed Unachievable	Traffic Light based Risk Assessment
		£000	£000	£000	£000	£000	£000	£000
	Reduced demand for CTRS payments	(370)	(370)	(370)	(370)			
	CT Base, rate & number of properties	(515)	(515)	(515)	(515)			
	FINANCING Budgeted Savings Total	(885)	(885)	(885)	(885)	0	0	

Appendix 2 – Individual Schools Reserves

	Opening reserves 2017-18 (Surplus)/ Deficit	In Year position at Month 7 (Surplus)/ Deficit	Difference reported from month 7 to outturn (Surplus)/ Deficit	Outturn Position (Surplus)/ Deficit	Closing Reserves at year end 2017-18 (Surplus)/ Deficit	Notes
<u>Abergavenny cluster</u>						
King Henry VIII Comprehensive School	139,355	107,272	(84,167)	23,105	162,460	£24k Welsh Government Schools Revenue Maintenance Grant ; over estimation of potential supply costs coupled with the good attendance record of staff; Actual income generated through Education Achievement Service /Pioneer School to School work eventually exceeded £160k and Parent support for payment for sports transport.
Cantref Primary School	(52,766)	12,043	(25,242)	(13,199)	(65,965)	£7k Welsh Government Schools Revenue Maintenance Grant. £5k additional bids approved from EAS for various project work. £7k savings achieved against premises related budgets, plus £2.5k additional band funding received in Q4 to support pupils with ALN.
Deri View Primary School	(27,297)	25,586	(38,289)	(12,703)	(40,000)	£9k Welsh Government Schools Revenue Maintenance Grant ; £11k Education Achievement Service Income received after October 2017; A saving against actual costs of £9k on Premises costs relating to Building Maintenance, and Utilities (Gas & Electricity) £18k of unallocated grants at Month 7 (new Head teacher from 1/9/17)
Gilwern Primary School	(39,636)	5,729	(18,346)	(12,617)	(52,253)	£7k Welsh Government Schools Revenue Maintenance Grant. Teacher estimated within forecast as M6 on teachers pay spine actually paid on M1 as Maternity Leave cover.
Goytre Fawr Primary School	(25,371)	25,370	(10,802)	14,568	(10,803)	£7k Welsh Government Schools Revenue Maintenance Grant ; £7k of Grants (Education Improvement Grant and Pupil Development Grant) unallocated in October 2017 but utilised against existing staff/resources expenditure.

Llanfoist Fawr Primary School	(68,056)	42,110	(23,634)	18,476	(49,580)	£7k Welsh Government Schools Revenue Maintenance Grant; £18k unallocated Grants (Education Improvement Grant and Pupil Development Grant) unallocated at October 2017 but subsequently the majority allocated against Support Staff costs.
Llantillio Pertholey CiW Primary School (VC)	(20,967)	20,765	(4,238)	16,527	(4,440)	
Llanvihangel Crucorney Primary School	3,117	13,370	(16,998)	(3,628)	(511)	£4k Welsh Government Schools Revenue Maintenance Grant ; £16k of unallocated grants (Small and Rural Schools, Education Improvement Grant and Pupil Development Grant) at M7 some of which utilised against existing staff (Head teacher release) and resources costs.
Our Lady and St Michael's RC Primary School (VA)	(45,505)	45,417	7,172	52,589	7,084	
Ysgol Gymraeg Y Fenni	(48,966)	19,883	(29,882)	(9,999)	(58,965)	£8k Welsh Government Schools Revenue Maintenance Grant ; £7k Education Achievement Service Income; £7k underspend on Supplies and Services due to revised spending plans ; £3k unutilised spend on Building Maintenance and £5k unallocated grant as at M7 subsequently allocated to existing support staff costs.
Caldicot cluster						
Caldicot Comprehensive School	(33,736)	169,544	(35,171)	134,373	100,637	£32k Welsh Government Schools Revenue Maintenance Grant
Archbishop Rowan Williams CiW Primary School (VA)	(49,657)	20,226	(50,024)	(29,798)	(79,455)	£7k Welsh Government Schools Revenue Maintenance Grant; £18k Head teacher Secondment Savings ; £13k unallocated Grants (Education Improvement Grant and Pupil Development Grant) at M7 subsequently allocated to Support Staff costs.£4k unrequired Building Maintenance allocation: Two Teachers on Welsh Sabbaticals during the Spring Term.
Castle Park Primary School	46,115	10,093	(12,549)	(2,456)	43,659	£7k Welsh Government Schools Revenue Maintenance Grant and additional ALN band funding to support pupils.
Dewstow Primary School	(90,125)	(3,019)	(12,482)	(15,501)	(105,626)	£7k Welsh Government Schools Revenue Maintenance Grant
Durand Primary School	(53,931)	8,962	(26,696)	(17,734)	(71,665)	£7k Welsh Government Schools Revenue Maintenance Grant plus £5k additional band funding received in Q4 to support pupils with ALN. Supplies and services budget came in on target when a £6k overspend was previously anticipated at Month 7.

Magor CiW Primary School (VA)	(35,179)	44,475	9,931	54,406	19,227	
Rogiet Primary School	(34,184)	12,365	(4,326)	8,039	(26,145)	
Undy Primary School	50,037	(19,041)	(2,775)	(21,816)	28,221	
Ysgol Gymraeg Y Ffin	67,410	27,835	(57,629)	(29,794)	37,616	£6k Welsh Government Schools Revenue Maintenance Grant plus additional bids approved to the value of £10k from the EAS for various project work. In addition, a considerable amount of PDG and EIG was realigned in the latter stages of the financial year against expenditure previously expected to have been incurred against school budget.
Chepstow cluster						
Chepstow Comprehensive School	81,068	(97,588)	(141,936)	(239,524)	(158,456)	Income was far higher than projected due to higher than anticipated claims on the absence insurance that is in place (sickness absence unpredictable) and EAS projects that we were unaware of at the start of the financial year. Savings on utilities: Water and Gas. Savings on ancillary staff as a number of TLA posts could not be filled but conversely this was then spent on supply. In order to be consistent Chepstow School applied the same accruals/prepayment methodology as in the last financial year as the school wish to use a standard set of budgetary principles. As the school was projecting favourably in month 7, that accruals/prepayment methodology was not applied at that point to the forecasted outturn as the main prepayment that has such an effect on the projected year end is exam entries and in month 7 we were only just enrolling for Welsh BACC and BTEC's.
Pembroke Primary School	(8,826)	1,063	7,582	8,645	(181)	
Shirenewton Primary School	(87,369)	(21,568)	(9,662)	(31,230)	(118,599)	
St Mary's Chepstow RC Primary School (VA)	13,192	(16,225)	(3,022)	(19,247)	(6,055)	
The Dell Primary School	(46,094)	21,637	2,292	23,929	(22,165)	
Thornwell Primary School	20,534	(27,341)	16,372	(10,969)	9,565	Long term sickness absence of two teachers and one Support Staff member during late Autumn 2017 and Spring 2018 terms. Additional Supplies and Services costs due to increased pupil numbers.

Monmouth cluster						
Monmouth Comprehensive School	100,573	265,000	58,378	323,378	423,951	Supply cover costs were an additional £30k more than anticipated due to an increase in cover requirements owing to changes to public examinations specifications, with the introduction of non-examination assessments and orals, and the need to maintain continuity of learning in the absence of staff in key areas. General maintenance and repair of IT equipment not being taken through to the new school incurred costs of £4.5k. Supply costs and professional fees to cover other staff related absences resulted in increased costs of £10,695. A budgeted shortfall in a secondment position also created a shortfall of £12k.
Cross Ash Primary School	(45,620)	9,096	(22,832)	(13,736)	(59,356)	£7k Welsh Government Schools Revenue Maintenance Grant; Maternity Leave of an established and experienced member of the teaching staff covered by a less expensive supply teacher.
Kymin View Primary School	(10,294)	(5,580)	(18,783)	(24,363)	(34,657)	£6k Welsh Government Schools Revenue Maintenance Grant, plus additional bids approved from EAS for various project work.
Llandogo Primary School	9,736	7,161	(4,448)	2,713	12,449	
Osbaston CiW Primary School (VC)	(18,570)	18,079	(144)	17,935	(635)	
Overmonnow Primary School	(3,959)	16,849	(41,279)	(24,430)	(28,389)	£11k Welsh Government Schools Revenue Maintenance Grant ; £26k Education Achievement Service Income received in February and March 2018 ; £8k Education Improvement Grant and Pupil Development Grant unallocated at Month 7 subsequently allocated to existed Support Staff costs.
Raglan CiW Primary School (VC)	111,977	54,207	(18,441)	35,766	147,743	£7k Welsh Government Schools Revenue Maintenance Grant, plus additional bids approved from EAS for various project work.
Trellech Primary School	(85,762)	10,271	(12,159)	(1,888)	(87,650)	£6k Welsh Government Schools Revenue Maintenance Grant, plus £7k additional band funding received in Q4 to support pupils with ALN.
Usk CiW Primary School (VC)	(56,108)	41,235	(48,047)	(6,812)	(62,920)	£8k Welsh Government Schools Revenue Maintenance Grant ; £13k unrequired Building Maintenance allocation at year end ; £23k Education Achievement Service Income received in February and March 2018 ; Allocation of Administrative and Caretaking costs to the Community Education Centre Budget.

	(344,862)	865,281	(672,276)	193,005	(151,857)	
Special Schools						
Mounton House Special School	142,417	(75,670)	(33,163)	(108,833)	33,584	£4k Welsh Government Schools Revenue Maintenance Grant, £10k savings achieved against premises related budgets. £20k cluster funding received, where budgeted spend will be incurred in 18-19.
E095 Pupil Referral Unit	(66,340)	33,479	(24,090)	9,389	(56,951)	£13k PDG awarded to the PRU via the EAS late in the financial year which was aligned to existing expenditure already incurred. In addition, grant funding linked to ALN innovation was awarded and AWPU reclaims were utilised to support provision put in place for those pupils.
	76,077	(42,191)	(57,253)	(99,444)	(23,367)	
	(268,786)	823,090	(729,529)	93,561	(175,225)	

Appendix 3 – Capital Slippage Analysis

SELECT	Budget Holder	SCHEME TITLE	Year End Slippage Request	Amount Proposed for endorsement	Amount endorsed but proposed to be added back expenditure year is certain	Amounts not proposed for endorsement
CYP	Simon Kneafsey	New Monmouth Comp – 21c Schools	-9,281,832	-9,281,832		
CYP	Simon Kneafsey	New Caldicot School – 21c Schools	-4,627,357	-4,627,357		
CYP	Simon Kneafsey	Welsh Medium Secondary (Joint Project)	-1,000,000	-1,000,000		
CYP	Rob O'Dwyer	Chepstow School – Removal & Replacement of Asbestos Cladding Panels	-15,000	-15,000		
CYP	Rob O'Dwyer	Usk Primary: Remodel Entrance, Office & Shower	-26,469	-26,469		
CYP	Sian Hayward	Schools ICT Outline Business Case	-351,233	-351,233		
SCOMM	Rob O'Dwyer	Generic - Asbestos removal	-27,281	0		-27,281
SCOMM	Rob O'Dwyer	Generic - Radon response	-7,610	0		-7,610
SCOMM	Rob O'Dwyer	Aber Castle - Refurb to prolong & cons ancient walls	-22,492	-22,492		0
SCOMM	Rob O'Dwyer	Monitor & update fire & intruder alarms	-3,910	-3,910		
SCOMM	Rob O'Dwyer	Generic - Fire Safety remedial works to ensure compliance	-5,391	0		-5,391

		with 2005 regulatory reform			
SCOMM	Rob O'Dwyer	Abergavenny LC - Replace CHP Plant	-21,240	-21,240	
SCOMM	Rob O'Dwyer	Hilston Park: Internal Areas	-7,500	0	-7,500
SCOMM	Rob O'Dwyer	Chepstow Museum: Repair External Lime Render	-12,584	-12,584	
SCOMM	Rob O'Dwyer	Generic - Rectification after Fixed Wire Testing	-6,756	0	-6,756
SCOMM	Rob O'Dwyer	Shire Hall – Emergency Structural Investigation and repairs to staircase	-7,500	-7,500	
SCOMM	Deb Hill -Howells	Community Hubs	-51,122	0	-51,122
SCOMM	Dan Davies	Caldicot Castle Kitchen	-10,071	0	-10,071
SCOMM	Mike Moran	Monmouth Sports Ground Drainage	-1,902	0	-1,902
SCOMM	Ben Winstanley	Non County Farms Fixed Asset Disposal Costs	-84,874	-84,874	
SCOMM	Roger Hoggins	Car Park Granville St & Wyebridge St	-152,214	-152,214	
SCOMM	Mathew Lewis	Structural Repairs - PROW	-22,647	-22,647	
SCOMM	Paul Keeble	Footway Reconstruction	-99,445	-99,445	
SCOMM	Paul Keeble	Carriageway Resurfacing - Various	-52,562	-52,562	
SCOMM	Paul Keeble	Safety Fence Upgrades	-71,370	-71,370	
SCOMM	Mark Davies	Signing Upgrades And Disabled Facilities	-23,091	-23,091	
SCOMM	Mark Davies	Road Safety & Trafficman Programme	-75,088	-75,088	
SCOMM	Sian Hayward	Purchase of Sharepoint and Active Directory Licences	-5,572	0	-5,572
SCOMM	Lisa Widenham	Upgrade to the Agresso system	-9,888	-9,888	

SCOMM	Lisa Widenham	Provision of online facilities Revenue's section	-13,000	-13,000	
SCOMM	Shirley Wiggam	Low Cost Home Ownership	-112,293	0	-112,293
SCOMM	Deb Hill-Howells - Ben Winstanley	County Farms Maintenance & Reinvestment	-30,000	-30,000	
SCOMM	Mike Moran	Sc 106 Multi Use Games Area Bayfield Open Space	-5,470	0	-5,470
SCOMM	Mike Moran	S106 – Recreation Croesonen	-6,129	0	-6,129
SCOMM	Debbie McCarty	S106 – Town Centre Partnership	-1,700	-1,700	
SCOMM	Mike Moran	S106 Crick Wildlife Garden (Caer Off Site)	-10,866	-10,866	
SCOMM	Mike Moran	S106 Mardy Allotments (Croesonen)	-18,900	0	-18,900
SCOMM	Mike Moran	S106 Croesonen Play Park (Croesonen)	-14,527	-14,527	
SCOMM	Mike Moran	S106 Monmouth Petanque Floodlights (Monmouth)	-2,493	0	-2,493
SCOMM	Mike Moran	S106 Monmouth Gateway (Monmouth)	-20,000	0	-20,000
SCOMM	Mike Moran	S106 St Thomas Church Refurb (Monmouth)	-2,000	-2,000	
SCOMM	Mike Moran	S106 Wyesham Community Woodland (Monmouth)	-21,000	-21,000	
SCOMM	Mike Moran	S106 Destination Play Area (Monmouth)	-85,000	0	-85,000
SCOMM	Mike Moran	S106 Drybridge Nature Park (Monmouth)	-9,537	-9,537	
SCOMM	Mike Moran	S106 Cricket Wicket and Changing Rooms (Little Mill)	-20,000	-20,000	
SCOMM	Mike Moran	S106 Little Mill Trail (Little Mill)	-27,720	0	-27,720
SCOMM	Mike Moran	S106 Gilwern Fitness Equip (Ty Mawr)	-7,065	0	-7,065

SCOMM	Mike Moran	S106 Gilwern Petanque Terrain (Ty Mawr)	-3,960	0	-3,960
SCOMM	Mike Moran	S106 Heaven Scent Garden (Ty Mawr)	-945	0	-945
SCOMM	Mike Moran	S106 Clydach Playing Field Barrier (Ty Mawr)	-70	-70	
SCOMM	Mike Moran	S106 Gilwern Bowling Green (Ty Mawr)	-496	-496	
SCOMM	Mike Moran	S106 Gilwern Playing Field Improvements (Ty Mawr)	-10,190	-10,190	
SCOMM	Mike Moran	S106 Incredible Edible Project (Ty Mawr)	-1,215	-1,215	
SCOMM	Mike Moran	S106 - Upgrading play area Caldicot Castle	-8,935	-8,935	
SCOMM	Mike Moran	Rogiet Playing Field Car Park and Magor GRIP study	-40,084	-40,084	
SCOMM	Mike Moran	S106 Gilwern Towpath Upgrade (Cae Meldon)	-18,000	-18,000	
SCOMM	Mike Moran	S106 Gilwern Scooter Park (Cae Meldon)	-21,555	-21,555	
SCOMM	Mike Moran	S106 Gilwern Comm Centre Heating (Cae Meldon)	-11,475	-11,475	
SCOMM	Mike Moran	S106 Gilwern OEC (Cae Meldon)	-56,802	-56,802	
SCOMM	Mike Moran	New Playing Pitches (Clydach Juniors – Cae Meldon)	-53,000	-53,000	
SCOMM	Mike Moran	S106 Llanelly Hill Welfare Car Park (Cae Meldon)	-22,441	-22,441	
SCOMM	Mike Moran	Cae Meldon S106 Off Site Recreation	-23,020	-23,020	
E&D	Rob O'Dwyer	Replacement Cattle Market	-183,357	-183,357	
E&D	Amy Longford	Caerwent House, Major Repairs	-50,800	-50,800	
E&D	Ben Winstanley	Solar Farm – Oak Grove	-505,740	-505,740	

E&D	Deb Hill Howells	Sc106 Woodstock Way Linkage Scheme	-226,504	-226,504		
			-17,730,290	-17,317,110	-214,712	-198,468